

Competition Shooting Results

Software by
TAURUS-SOFT Systemtechnik
D 83620 Feldkirchen

HoRa Systemtechnik GmbH
Chiemseestraße 26 D 83093 Bad Endorf
Tel +49 (0)8053 49043
Tel +49 (0)8053 49053
e-mail: info@hora2000.de
http://www.hora2000.de

Ruhpolding
Page: 1

DC Sprint Men 10km
22.12.2012

F	1S	2S	3S	4S	5S	SchZt	Rng	LaufZt	Rng	Totalzeit	Rng	Schubbild	R	M	St
1 MIBNER Franziska															
2	22.7	4.3	4.9	4.7	5.6	00:49.3	145	10:06:13.3	23	10:07:02.5	26	①●①①●	1	L	4
3	25.6	4.7	4.6	3.8	4.0	00:55.0	164	00:07:51.2	41	00:08:46.2	55	●●①①●	2	S	18
5						01:44.3	157	10:14:04.5	28	10:16:54.8	51	(+22s/Fehl)			
2 MORITZ Marieke															
1	18.2	3.5	3.8	4.6	4.1	00:38.6	82	10:05:54.7	11	10:06:33.2	8	③③③③●	1	L	10
2	19.2	5.9	5.5	5.2	13.8	00:53.5	161	00:07:05.1	15	00:07:58.7	25	③③③③●	2	S	20
2						01:32.1	136	10:12:59.8	14	10:14:53.9	14	(+22s/Fehl)			
3 BEDNARZ Isabelle															
3	22.5	5.1	5.2	4.4	4.4	00:45.9	130	10:06:05.8	20	10:06:51.7	22	③●①●●	1	L	11
2	20.4	4.6	4.3	4.1	3.9	00:41.2	121	00:07:38.4	32	00:08:19.6	34	●③③●①	2	S	21
5						01:27.1	118	10:13:44.2	22	10:15:55.3	23	(+22s/Fehl)			
4 MEYER Juliane															
2	15.1	3.3	2.7	2.4	2.1	00:31.8	20	10:06:46.3	34	10:07:18.1	33	●●③③③	1	L	11
1	15.3	3.6	2.9	2.3	2.2	00:31.7	39	00:08:12.2	56	00:08:43.9	52	③③③●①	2	S	22
3						01:03.6	27	10:14:58.5	42	10:16:24.0	36	(+22s/Fehl)			
5 HERTRICH Ylva															
1	27.6	8.1	3.6	3.7	3.8	00:52.6	156	10:17:02.7	177	10:17:55.3	177	③③●③③	1	S	19
-1						00:00.0	-1	00:00:00.0	-1	00:00:00.0	0	(+22s/Fehl)			
6 LENGDOBLER Vroni															
1	22.7	4.8	4.0	3.9	3.4	00:44.2	124	10:14:16.9	175	10:15:01.1	175	③③③③●	1	S	18
-1						00:00.0	-1	00:00:00.0	-1	00:00:00.0	0	(+22s/Fehl)			
7 PURKART Christina															
2	0.0	0.0	0.0	0.0	==.=	00:00.0	0	00:3:30.0	1	00:3:30.0	1	●●●●●	1	L	12
1	32.2	4.4	4.7	4.6	4.7	00:55.4	165	10:18:46.7	171	10:19:42.1	171	③③③●①	2	S	21
3						00:55.4	5	10:15:16.7	51	10:16:34.1	41	(+22s/Fehl)			
8 LUDWIG Marilyn															
2	14.6	5.0	3.8	4.4	3.1	00:35.6	53	10:15:20.2	176	10:15:55.8	176	③●③●①	1	S	22
-1						00:00.0	-1	00:00:00.0	-1	00:00:00.0	0	(+22s/Fehl)			
9 SCHNEIDER Sophia															
0	16.2	4.7	4.7	4.1	4.3	00:37.8	74	10:13:19.7	173	10:13:57.5	173	①③③③③	1	S	15
-1						00:00.0	-1	00:00:00.0	-1	00:00:00.0	0	(+22s/Fehl)			
10 BRANDT Mona															
1	17.1	4.0	4.9	4.2	4.7	00:39.6	89	10:13:38.5	174	10:14:18.1	174	①③③●③	1	S	20
-1						00:00.0	-1	00:00:00.0	-1	00:00:00.0	0	(+22s/Fehl)			
11 SAUTER Marina															
0	0.0	4.7	3.8	5.0	5.9	00:25.5	2	10:06:34.6	31	10:07:00.1	25	①③③③③	1	L	9
0	19.9	3.8	3.6	4.0	4.8	00:40.7	120	00:06:43.3	8	00:07:24.0	9	③③③③③	2	S	24
0						01:06.2	33	10:13:17.9	16	10:14:24.1	7	(+22s/Fehl)			
12 SCHMIDT Elisabeth															
1	14.6	4.5	3.3	2.6	2.3	00:32.1	22	10:06:15.4	26	10:06:47.5	18	●③③③③	1	L	11
0	15.6	4.0	3.3	3.6	3.3	00:33.1	52	00:07:09.1	18	00:07:42.2	13	①③③③③	2	S	15
1						01:05.2	32	10:13:24.5	17	10:14:29.7	9	(+22s/Fehl)			
13 ECCARIUS Melanie															
1	26.3	3.8	4.2	3.8	3.9	00:54.2	159	10:05:49.6	6	10:06:43.8	15	①●③③③	1	L	8
2	17.7	3.6	3.1	3.1	2.9	00:33.5	57	00:06:33.4	6	00:07:06.9	5	●●③③③	2	S	23
3						01:27.8	121	10:12:22.9	6	10:14:34.8	10	(+22s/Fehl)			
14 KEBINGER Hanna															
1	26.3	4.4	4.3	4.7	4.7	00:49.7	149	10:05:57.5	13	10:06:47.2	17	①③●③③	1	L	6
1	18.2	3.9	3.9	3.9	3.7	00:38.7	104	00:06:48.8	9	00:07:27.5	11	●③③③③	2	S	16
2						01:28.4	122	10:12:46.3	10	10:14:36.7	11	(+22s/Fehl)			



Competition Shooting Results

Software by
TAURUS-SOFT Systemtechnik
D 83620 Feldkirchen

HoRa Systemtechnik GmbH
Chiemseestraße 26 D 83093 Bad Endorf
Tel +49 (0)8053 49043
Tel +49 (0)8053 49053
e-mail: info@hora2000.de
http://www.hora2000.de

DC Sprint Men 10km
22.12.2012

Ruhpolding
Page: 2

F	1S	2S	3S	4S	5S	SchZt	Rng	LaufZt	Rng	Totalzeit	Rng	Schußbild	R	M	St
15 HASLER Paula															
3	16.9	9.1	12.4	15.0	5.7	01:05.4	171	10:06:14.3	24	10:07:19.7	34	●●●●●	1	L	11
2	14.1	4.4	4.0	8.4	13.6	00:50.3	152	00:08:13.6	60	00:09:03.9	75	○●●●●	2	S	17
5						01:55.6	166	10:14:27.9	35	10:17:07.6	54	(+22s/Fehl)			
16 BERKENKOPF Kyra															
1	17.5	3.6	3.3	3.6	3.2	00:36.1	58	10:06:20.7	27	10:06:56.8	24	●●●●●	1	L	9
2	18.2	4.7	4.4	4.2	3.8	00:39.2	110	00:07:10.8	20	00:07:50.1	17	●●●●●	2	S	21
3						01:15.3	81	10:13:31.5	19	10:15:30.8	19	(+22s/Fehl)			
17 RATHKE Laura															
1	26.0	4.9	4.6	4.6	3.2	00:48.4	143	10:06:15.3	25	10:07:03.8	27	○●●●●	1	L	8
0	26.6	5.2	5.3	5.2	4.6	00:51.1	156	00:06:54.3	13	00:07:45.3	15	○●●●●	2	S	20
1						01:39.5	150	10:13:09.6	15	10:14:49.1	13	(+22s/Fehl)			
18 GRESENS Charlotte															
3	36.6	4.4	4.9	4.2	4.1	00:58.9	166	10:05:52.2	8	10:06:51.1	21	●●●●●	1	L	12
2	24.4	2.9	2.8	2.5	3.7	00:39.6	114	00:07:43.1	35	00:08:22.7	35	○●●●●	2	S	24
5						01:38.5	148	10:13:35.3	20	10:15:57.8	24	(+22s/Fehl)			
19 SLIVENSKY Nina															
2	20.2	4.6	4.7	7.9	5.6	00:48.2	140	10:05:52.3	9	10:06:40.5	10	○●●●●	1	L	9
2	19.8	10.1	5.3	7.4	4.9	00:50.9	155	00:07:07.1	17	00:07:58.0	23	●●●●●	2	S	22
4						01:39.1	149	10:12:59.4	13	10:15:22.5	18	(+22s/Fehl)			
20 ARTINGER Verena															
0	22.1	5.4	4.7	4.8	4.4	00:46.3	132	10:06:05.4	19	10:06:51.7	23	○●●●●	1	L	11
3	21.8	6.8	8.2	3.6	5.1	00:48.8	150	00:06:16.7	4	00:07:05.4	4	●●●●●	2	S	23
3						01:35.0	143	10:12:22.1	5	10:15:03.1	16	(+22s/Fehl)			
23 LEIPOLD Corinna															
3	20.2	3.7	3.9	3.2	4.9	00:42.4	109	10:06:23.3	28	10:07:05.6	28	●●●●●	1	L	8
1	17.7	2.8	2.5	2.3	2.9	00:32.3	48	00:08:35.5	87	00:09:07.8	81	●●●●●	2	S	23
4						01:14.7	78	10:14:58.8	44	10:16:35.4	43	(+22s/Fehl)			
24 MÖBUS Vivian															
2	22.2	6.9	4.3	4.1	3.8	00:44.9	127	10:06:04.4	18	10:06:49.3	20	●●●●●	1	L	6
1	15.1	7.4	2.9	3.1	3.1	00:34.9	73	00:07:21.8	25	00:07:56.7	21	●●●●●	2	S	15
3						01:19.9	98	10:13:26.1	18	10:15:08.1	17	(+22s/Fehl)			
25 HACKL Natalie															
1	17.8	3.2	4.1	3.6	3.0	00:37.8	75	10:06:38.5	32	10:07:16.3	32	○●●●●	1	L	11
2	21.0	3.4	6.1	5.4	==	01:07.1	171	00:07:20.8	24	00:08:27.9	38	○●●●●	2	S	18
3						01:44.9	159	10:13:59.3	27	10:16:28.2	39	(+22s/Fehl)			
26 METTE Lilli															
2	16.8	4.7	3.3	3.4	3.6	00:36.6	66	10:06:09.2	22	10:06:45.8	16	●●●●●	1	L	9
3	17.6	4.9	4.9	5.9	4.8	00:41.5	124	00:07:43.5	36	00:08:24.9	36	●●●●●	2	S	20
5						01:18.1	91	10:13:52.7	25	10:16:16.8	34	(+22s/Fehl)			
27 HERR Anne															
0	19.7	3.3	3.0	2.8	2.6	00:36.1	61	10:05:52.4	10	10:06:28.6	5	○●●●●	1	L	7
1	19.9	3.1	2.6	2.8	3.1	00:35.1	75	00:06:00.8	2	00:06:35.9	3	●●●●●	2	S	19
1						01:11.2	62	10:11:53.2	2	10:13:26.4	1	(+22s/Fehl)			
28 HETTICH Janina															
0	12.1	4.2	4.6	4.3	8.6	00:38.3	80	10:05:55.6	12	10:06:33.9	9	○●●●●	1	L	10
1	12.9	4.0	3.7	3.7	3.5	00:30.8	34	00:06:04.9	3	00:06:35.7	2	○●●●●	2	S	22
1						01:09.1	52	10:12:00.5	3	10:13:31.6	3	(+22s/Fehl)			
29 SCHALK Franziska															
4	16.9	6.1	6.7	7.4	3.9	00:46.4	133	10:07:07.2	46	10:07:53.6	51	●●●●●	1	L	8
2	16.2	3.9	6.8	3.4	3.6	00:38.5	102	00:09:53.6	157	00:10:32.1	155	●●●●●	2	S	18
6						01:24.9	113	10:17:00.8	113	10:19:09.7	129	(+22s/Fehl)			
30 TITSCHER Julia															
3	18.6	4.9	3.9	4.2	3.3	00:41.9	106	10:06:00.1	14	10:06:42.1	12	●●●●●	1	L	7
2	22.6	6.4	5.2	4.6	3.9	00:47.3	146	00:07:51.6	42	00:08:38.8	49	●●●●●	2	S	20
5						01:29.2	127	10:13:51.7	24	10:16:04.9	28	(+22s/Fehl)			



Competition Shooting Results


Software by
TAURUS-SOFT Systemtechnik
D 83620 Feldkirchen

HoRa Systemtechnik GmbH
Chiemseestraße 26 D 83093 Bad Endorf
Tel +49 (0)8053 49043
Tel +49 (0)8053 49053
e-mail: info@hora2000.de
http://www.hora2000.de

Ruhpolding
Page: 3

DC Sprint Men 10km
22.12.2012

F	1S	2S	3S	4S	5S	SchZt	Rng	LaufZt	Rng	Totalzeit	Rng	Schussbild	R	M	St
31 BATHOLOME Julia															
1	18.5	5.8	3.5	3.8	4.1	00:40.0	94	10:06:30.7	30	10:07:10.7	29	①②③④●	1	L	6
1	18.8	4.5	4.9	3.9	3.5	00:39.4	112	00:07:19.5	23	00:07:58.8	26	⑤●①②③	2	S	22
2						01:19.4	97	10:13:50.1	23	10:15:31.6	20	(+22s/Fehl)			
32 MAIER Christin															
1	15.9	3.3	3.0	3.8	3.3	00:34.7	43	10:06:08.6	21	10:06:43.3	14	①②●③④	1	L	9
1	14.8	3.4	2.9	3.8	2.8	00:31.7	39	00:06:49.0	10	00:07:20.7	8	①②●③④	2	S	18
2						01:06.4	36	10:12:57.6	12	10:14:26.0	8	(+22s/Fehl)			
33 FARWICK Sarah															
3	23.3	6.1	5.7	5.3	2.8	00:47.1	134	10:06:01.9	15	10:06:49.0	19	●①●●③	1	L	4
3	19.9	3.7	3.1	3.5	5.1	00:45.8	137	00:07:54.3	49	00:08:40.1	50	②③●●●	2	S	18
6						01:32.9	140	10:13:56.1	26	10:16:35.1	42	(+22s/Fehl)			
34 KAHL Sabrina															
1	24.2	5.3	2.6	2.7	2.4	00:41.9	105	10:05:49.6	7	10:06:31.5	6	●②③④⑤	1	L	8
2	23.9	7.4	4.7	3.8	3.2	00:46.8	143	00:06:57.4	14	00:07:44.2	14	①②③●●	2	S	23
3						01:28.7	125	10:12:47.0	11	10:14:59.7	15	(+22s/Fehl)			
35 KEIFERT Miriam															
1	20.9	3.9	4.7	4.2	4.3	00:44.2	123	10:05:47.4	5	10:06:31.6	7	①②③④●	1	L	10
2	17.1	3.8	3.4	3.7	3.4	00:35.2	77	00:06:51.7	12	00:07:26.9	10	●②③④●	2	S	15
3						01:19.4	96	10:12:39.1	8	10:14:42.5	12	(+22s/Fehl)			
36 WEIDEL Anna															
2	24.9	4.6	5.7	4.8	5.2	00:49.5	146	10:05:37.9	3	10:06:27.4	4	●③④●⑤	1	L	7
0	23.9	3.7	3.1	2.9	3.0	00:39.8	116	00:06:49.1	11	00:07:28.9	12	⑤①②③④	2	S	20
2						01:29.3	128	10:12:27.1	7	10:13:56.3	5	(+22s/Fehl)			
37 STRAßBERGER Theresa															
0	20.6	3.2	3.0	2.9	2.7	00:37.3	72	10:06:03.9	17	10:06:41.3	11	①②③④⑤	1	L	8
0	14.7	3.0	2.2	3.9	2.6	00:31.6	38	00:06:39.6	7	00:07:11.2	6	①②③④⑤	2	S	16
0						01:08.9	51	10:12:43.5	9	10:13:52.5	4	(+22s/Fehl)			
38 JESSE Stephanie															
1	23.1	4.2	3.9	4.8	4.1	00:45.1	128	10:05:38.1	4	10:06:23.2	3	①②●③④	1	L	11
2	17.6	9.2	5.6	4.5	4.4	00:44.3	132	00:06:29.1	5	00:07:13.5	7	●②③●④	2	S	15
3						01:29.4	129	10:12:07.2	4	10:14:20.6	6	(+22s/Fehl)			
39 WENDLINGER Alexandra															
1	27.9	2.9	2.7	2.8	2.9	00:45.9	131	10:06:27.9	29	10:07:13.8	30	①②③④●	1	L	7
1	29.8	2.8	2.8	2.8	2.9	00:45.8	138	00:07:51.1	40	00:08:36.9	48	●③④⑤⑥	2	S	17
2						01:31.7	135	10:14:19.0	33	10:16:12.8	30	(+22s/Fehl)			
40 BOEMMEL Anna															
0	19.6	3.9	3.9	3.9	3.9	00:38.9	85	10:05:35.4	2	10:06:14.4	2	①②③④⑤	1	L	4
2	17.9	3.7	4.5	3.7	6.6	00:40.4	118	00:05:51.8	1	00:06:32.2	1	⑤●●⑥⑦	2	S	17
2						01:19.3	95	10:11:27.2	1	10:13:30.6	2	(+22s/Fehl)			
41 HANSES Nina															
2	18.3	4.1	3.6	4.6	4.6	00:40.1	95	10:06:02.6	16	10:06:42.7	13	●②●③④	1	L	6
2	15.6	4.2	2.9	3.7	3.9	00:34.6	70	00:07:35.4	30	00:08:09.9	28	①②③●●	2	S	15
4						01:14.7	79	10:13:37.9	21	10:15:36.6	21	(+22s/Fehl)			
43 WOLF Johannes															
3	18.7	4.7	9.4	4.8	5.5	00:47.6	136	10:07:29.6	73	10:08:17.2	84	●●●④⑤	1	L	9
2	22.9	3.9	3.8	3.8	8.1	00:46.8	142	00:09:23.4	131	00:10:10.2	140	①②●●④	2	S	21
5						01:34.4	142	10:16:53.1	109	10:19:11.4	130	(+22s/Fehl)			
44 GOMBERT Tom															
1	23.2	6.6	3.7	5.1	5.3	00:52.3	155	10:07:24.4	64	10:08:16.8	83	●③④⑤⑥	1	L	12
1	24.3	7.6	3.4	6.3	5.0	00:50.8	154	00:08:35.2	85	00:09:25.9	98	①②③④●	2	S	18
2						01:43.1	154	10:15:59.6	77	10:18:04.8	90	(+22s/Fehl)			
45 GEIßTEIER Quirin															
2	27.9	4.9	5.8	5.3	7.7	00:58.4	165	10:07:57.2	105	10:08:55.7	131	①②③●●	1	L	7
1	25.9	7.5	6.5	8.2	7.2	01:01.4	169	00:09:37.8	143	00:10:39.1	159	①②●③④	2	S	22
3						01:59.8	169	10:17:34.9	135	10:19:56.8	147	(+22s/Fehl)			



Competition Shooting Results

Software by
TAURUS-SOFT Systemtechnik
D 83620 Feldkirchen

HoRa Systemtechnik GmbH
Chiemseestraße 26 D 83093 Bad Endorf
Tel +49 (0)8053 49043
Tel +49 (0)8053 49053
e-mail: info@hora2000.de
http://www.hora2000.de

DC Sprint Men 10km
22.12.2012

Ruhpolding
Page: 4

F	1S	2S	3S	4S	5S	SchZt	Rng	LaufZt	Rng	Totalzeit	Rng	Schußbild	R	M	St
46 FIEDLER Marcel															
1	16.4	5.4	3.7	3.7	2.8	00:36.2	62	10:09:01.8	168	10:09:38.0	167	●●●●●	1	L	12
1	16.4	3.7	11.5	5.3	3.3	00:44.9	134	00:10:34.8	168	00:11:19.7	168	○●●●●	2	S	20
2						01:21.1	103	10:19:36.6	169	10:21:19.7	167	(+22s/Fehl)			
47 BENDER Tom															
1	21.6	5.4	6.4	4.9	5.7	00:49.5	147	10:08:24.5	143	10:09:14.0	158	●●●●●	1	L	11
2	17.6	4.1	4.0	3.8	4.3	00:39.1	107	00:09:40.2	144	00:10:19.3	146	○●●●●	2	S	17
3						01:28.6	123	10:18:04.8	150	10:20:17.3	159	(+22s/Fehl)			
48 VÖGELE Franz															
2	23.0	4.9	5.9	4.9	5.2	00:48.3	141	10:07:54.3	100	10:08:42.5	116	●●●●●	1	L	6
3	21.7	4.7	8.2	4.7	==	00:53.1	160	00:08:56.4	103	00:09:49.5	122	●●●●●	2	S	21
5						01:41.4	151	10:16:50.6	107	10:19:38.0	141	(+22s/Fehl)			
49 HOMBERG Pirmin															
0	33.1	6.6	4.6	4.6	5.2	01:00.2	167	10:07:54.3	101	10:08:54.5	129	○●●●●	1	L	10
5	==	==	==	==	==	01:00.6	168	00:08:13.5	58	00:09:14.2	87	●●●●●	2	S	19
5						02:00.8	170	10:16:07.8	80	10:19:58.6	149	(+22s/Fehl)			
50 KLEMM Christoph															
1	23.3	5.9	5.3	5.2	5.4	00:50.7	153	10:07:30.5	74	10:08:21.2	89	○●●●●	1	L	9
3	22.3	8.1	5.1	7.3	7.8	00:53.9	163	00:08:32.3	82	00:09:26.3	100	●●●●●	2	S	13
4						01:44.7	158	10:16:02.9	79	10:18:53.5	119	(+22s/Fehl)			
51 HEUTLING Tobias															
2	23.2	11.2	5.4	6.9	9.9	01:01.2	168	10:07:12.9	55	10:08:14.2	78	○●●●●	1	L	7
2	17.3	5.4	6.8	5.6	15.7	00:53.7	162	00:08:31.1	80	00:09:24.8	97	●●●●●	2	S	24
4						01:54.9	165	10:15:43.9	68	10:18:22.9	99	(+22s/Fehl)			
52 DORFLEITNER Kilian															
2	28.2	6.1	5.5	5.4	4.7	00:55.3	162	10:07:45.3	95	10:08:40.6	112	○●●●●	1	L	6
4	30.1	5.1	4.7	4.5	6.5	00:55.5	166	00:09:04.4	112	00:09:59.9	131	●●●●●	2	S	21
6						01:50.8	163	10:16:49.8	104	10:20:08.6	155	(+22s/Fehl)			
53 VEIT Marinus															
1	30.2	5.8	8.2	6.4	7.2	01:02.8	169	10:06:51.1	35	10:07:53.8	52	○●●●●	1	L	11
3	0.0	5.7	5.1	5.2	==	00:30.6	33	00:08:15.4	62	00:08:45.9	54	●●●●●	2	S	20
4						01:33.4	141	10:15:06.5	46	10:17:45.8	74	(+22s/Fehl)			
54 WETZEL Tom															
0	18.4	3.3	3.0	2.8	2.6	00:33.6	38	10:07:26.7	67	10:08:00.3	59	○●●●●	1	L	12
1	19.2	3.4	3.2	3.2	3.6	00:35.6	79	00:07:49.9	39	00:08:25.6	37	○●●●●	2	S	22
1						01:09.2	53	10:15:16.6	50	10:16:47.9	46	(+22s/Fehl)			
55 WALDVOGEL Florian															
0	27.1	4.3	4.3	4.5	5.0	00:50.5	152	10:07:14.2	56	10:08:04.7	63	○●●●●	1	L	9
1	26.3	3.2	3.2	2.3	2.4	00:41.9	125	00:07:52.9	47	00:08:34.9	46	○●●●●	2	S	24
1						01:32.5	137	10:15:07.1	47	10:17:01.6	53	(+22s/Fehl)			
56 SUTTKUS Valentin															
4	21.4	4.6	5.7	3.7	3.3	00:44.7	126	10:07:36.5	87	10:08:21.1	88	●●●●●	1	L	7
3	23.9	3.7	5.3	4.4	3.8	00:44.9	135	00:09:51.4	156	00:10:36.4	158	●●●●●	2	S	19
7						01:29.6	131	10:17:27.9	129	10:20:03.5	153	(+22s/Fehl)			
57 KNORR Hans															
1	26.4	4.8	4.6	5.3	4.1	00:49.0	144	10:07:10.7	50	10:07:59.7	57	○●●●●	1	L	12
0	17.6	3.8	3.2	3.2	3.3	00:34.0	64	00:08:18.2	67	00:08:52.2	62	○●●●●	2	S	15
1						01:23.0	110	10:15:28.9	58	10:16:51.9	48	(+22s/Fehl)			
58 HEINKE Niklas															
2	30.8	3.9	3.5	3.1	11.7	00:58.0	163	10:07:00.6	43	10:07:58.6	55	○●●●●	1	L	10
1	19.9	5.2	6.5	5.5	5.1	00:45.1	136	00:08:51.3	100	00:09:36.4	111	●●●●●	2	S	13
3						01:43.1	154	10:15:51.9	73	10:17:57.0	84	(+22s/Fehl)			
59 ANTE Johannes															
2	22.7	11.3	5.3	==	==	01:07.0	172	10:08:04.3	115	10:09:11.3	154	○●●●●	1	L	12
3	19.8	6.8	5.8	2.7	3.3	00:42.4	128	00:09:31.7	137	00:10:14.1	143	○●●●●	2	S	13
5						01:49.5	161	10:17:35.9	136	10:20:31.4	162	(+22s/Fehl)			



Competition Shooting Results

Software by
TAURUS-SOFT Systemtechnik
D 83620 Feldkirchen

HoRa Systemtechnik GmbH
Chiemseestraße 26 D 83093 Bad Endorf
Tel +49 (0)8053 49043
Tel +49 (0)8053 49053
e-mail: info@hora2000.de
http://www.hora2000.de

DC Sprint Men 10km
22.12.2012

Ruhpolding
Page: 5

F	1S	2S	3S	4S	5S	SchZt	Rng	LaufZt	Rng	Totalzeit	Rng	Schußbild	R	M	St
60 MALZAHN Hendrik															
0	25.5	4.2	4.1	4.4	3.6	00:45.5	129	10:07:35.3	86	10:08:20.9	87	①②③④⑤	1	L	8
2	29.7	4.6	3.6	5.5	3.8	00:50.8	153	00:07:53.1	48	00:08:43.8	51	●③④⑤①	2	S	16
2						01:36.3	145	10:15:28.4	56	10:17:48.7	75	(+22s/Fehl)			
62 MATUSIN Johannes															
2	21.4	9.6	5.9	5.6	6.1	00:52.9	157	10:07:44.9	93	10:08:37.9	108	●②③④●	1	L	11
0	18.7	4.5	4.1	2.9	3.3	00:36.1	84	00:09:23.4	130	00:09:59.5	130	①②③④⑤	2	S	15
2						01:29.0	126	10:17:08.4	117	10:18:37.4	106	(+22s/Fehl)			
63 PLÜTZER Frederic															
1	0.0	5.7	5.9	5.9	5.9	00:28.9	8	10:07:21.1	60	10:07:50.0	47	①②●③④⑤	1	L	10
3	20.1	5.6	4.8	4.9	3.6	00:44.1	130	00:08:04.7	54	00:08:48.8	58	①②●●●	2	S	20
4						01:13.0	69	10:15:25.8	55	10:17:44.8	71	(+22s/Fehl)			
64 HER Pascal															
2	19.1	4.9	2.5	2.1	1.9	00:35.5	51	10:07:32.3	79	10:08:07.8	68	●②③④●	1	L	7
2	16.1	2.9	1.7	1.7	1.9	00:28.3	18	00:08:48.9	97	00:09:17.2	90	⑤●③②●	2	S	18
4						01:03.8	29	10:16:21.1	85	10:18:08.9	92	(+22s/Fehl)			
65 LOHSCHMIDT Sven															
2	19.2	5.6	5.9	5.8	6.7	00:48.1	139	10:07:12.4	53	10:08:00.5	60	●②●③④	1	L	9
2	19.5	5.2	6.4	6.2	4.3	00:44.5	133	00:08:19.8	69	00:09:04.4	77	①②●●④	2	S	14
4						01:32.6	138	10:15:32.2	61	10:17:48.9	77	(+22s/Fehl)			
66 WANNINGER Tobias															
0	18.8	4.8	2.8	2.8	2.7	00:35.8	55	10:07:05.9	45	10:07:41.8	41	①②③④⑤	1	L	10
2	20.6	3.0	3.1	3.7	3.7	00:37.8	97	00:07:32.6	29	00:08:10.4	29	①②●●④	2	S	16
2						01:13.6	71	10:14:38.6	37	10:16:36.2	44	(+22s/Fehl)			
67 LAUSSER Tobias															
1	24.3	4.3	3.6	2.4	9.1	00:49.6	148	10:07:22.1	63	10:08:11.7	74	●②③④⑤	1	L	8
1	21.3	3.5	2.8	3.1	2.9	00:37.6	95	00:08:30.2	77	00:09:07.8	82	①②●●④	2	S	17
2						01:27.2	119	10:15:52.4	74	10:17:41.6	69	(+22s/Fehl)			
69 RIEß Johannes															
3	22.7	6.8	7.0	7.6	5.7	00:54.9	160	10:08:04.8	116	10:08:59.8	137	①●●●⑤	1	L	6
0	21.5	4.4	2.9	2.7	2.8	00:37.7	96	00:10:10.0	161	00:10:47.7	163	③④⑤②①	2	S	13
3						01:32.7	139	10:18:14.8	155	10:19:47.5	145	(+22s/Fehl)			
70 RATZMANN Moritz															
0	26.4	4.4	2.9	2.6	2.8	00:42.3	107	10:07:29.1	72	10:08:11.4	73	①②③④⑤	1	L	7
1	18.2	2.8	2.2	2.3	2.1	00:30.3	31	00:08:04.2	53	00:08:34.5	44	①②③●④	2	S	22
1						01:12.7	68	10:15:33.3	62	10:17:07.9	55	(+22s/Fehl)			
71 HORN Robin															
1	26.2	3.8	2.6	2.5	2.5	00:41.1	100	10:06:55.4	37	10:07:36.4	38	①②●●④⑤	1	L	8
2	21.3	8.6	3.1	2.2	8.5	00:47.6	148	00:08:03.3	51	00:08:50.8	61	●●③④①	2	S	24
3						01:28.6	124	10:14:58.6	43	10:17:11.2	58	(+22s/Fehl)			
72 WITTIG Jan															
0	18.5	3.4	3.1	3.1	3.1	00:35.9	57	10:07:21.9	61	10:07:57.8	53	①②③④⑤	1	L	10
0	20.1	3.4	3.8	2.9	3.7	00:37.2	93	00:07:51.6	43	00:08:28.8	41	①②③④⑤	2	S	21
0						01:13.1	70	10:15:13.5	49	10:16:26.6	38	(+22s/Fehl)			
73 RÖMER Florian															
3	20.7	4.9	4.1	5.2	4.3	00:43.3	118	10:07:16.9	58	10:08:00.3	58	③●①●●	1	L	7
3	19.3	5.9	4.2	9.4	5.6	00:47.5	147	00:09:21.9	128	00:10:09.3	137	⑤●●●④	2	S	16
6						01:30.7	133	10:16:38.8	96	10:19:15.6	131	(+22s/Fehl)			
74 THOMS Johannes															
1	23.7	4.1	3.7	3.9	3.8	00:42.4	110	10:07:08.3	47	10:07:50.8	48	⑤④●●③①	1	L	4
2	17.8	3.9	3.6	3.2	3.3	00:36.6	90	00:08:20.3	70	00:08:56.9	66	●②③④●	2	S	15
3						01:19.0	94	10:15:28.6	57	10:17:31.6	66	(+22s/Fehl)			
75 WILLEMS Lennard															
2	25.5	4.5	4.5	4.4	==	01:09.4	174	10:07:12.5	54	10:08:21.9	90	●②③④●	1	L	12
1	19.6	3.2	3.2	2.7	2.8	00:33.9	61	00:08:18.8	68	00:08:52.8	63	①●●③④	2	S	17
3						01:43.4	156	10:15:31.3	60	10:17:36.7	68	(+22s/Fehl)			



Competition Shooting Results

Software by
TAURUS-SOFT Systemtechnik
D 83620 Feldkirchen

HoRa Systemtechnik GmbH
Chiemseestraße 26 D 83093 Bad Endorf
Tel +49 (0)8053 49043
Tel +49 (0)8053 49053
e-mail: info@hora2000.de
http://www.hora2000.de

DC Sprint Men 10km
22.12.2012

Ruhpolding
Page: 6

F	1S	2S	3S	4S	5S	SchZt	Rng	LaufZt	Rng	Totalzeit	Rng	Schußbild	R	M	St
76 PIEPER Valentin															
1	16.9	3.7	3.3	3.5	3.6	00:38.2	79	10:07:57.6	106	10:08:35.8	105	④④④④④	1	L	11
2	18.2	4.6	3.9	3.9	3.9	00:38.3	101	00:09:25.5	134	00:10:03.8	135	●④④④●	2	S	23
3						01:16.5	88	10:17:23.1	125	10:19:23.5	134	(+22s/Fehl)			
77 GRAF Matthias															
1	21.3	4.1	4.2	4.5	4.3	00:42.6	111	10:06:57.8	39	10:07:40.3	40	①④④④●	1	L	3
2	18.3	3.9	2.6	2.9	7.2	00:38.0	99	00:07:52.2	45	00:08:30.2	42	①●●④④	2	S	22
3						01:20.6	101	10:14:49.9	40	10:16:54.6	50	(+22s/Fehl)			
78 KRAHMER Lukas															
1	25.4	3.7	3.4	10.7	==	01:04.8	170	10:07:32.9	80	10:08:37.8	106	①④④●④	1	L	12
1	18.0	10.4	4.9	4.9	5.0	00:46.4	140	00:08:14.9	61	00:09:01.3	72	④④④●●	2	S	14
2						01:51.2	164	10:15:47.9	72	10:18:01.1	88	(+22s/Fehl)			
79 WEINGART Maximilian															
1	21.3	3.8	3.7	3.8	4.1	00:41.1	101	10:06:51.8	36	10:07:32.9	35	①④④●●	1	L	9
0	19.6	5.1	3.4	4.6	3.8	00:40.1	117	00:07:51.8	44	00:08:31.9	43	④④④④④	2	S	18
1						01:21.2	104	10:14:43.6	38	10:16:04.8	27	(+22s/Fehl)			
80 WEIß Maxi															
4	22.8	4.7	4.2	4.8	5.4	00:47.4	135	10:07:00.4	42	10:07:47.8	46	●●●●●	1	L	10
2	16.9	3.2	3.3	5.1	3.2	00:34.8	72	00:09:23.9	132	00:09:58.7	128	④●●●④	2	S	14
6						01:22.2	106	10:16:24.4	87	10:18:30.5	102	(+22s/Fehl)			
81 STRELOW Justus															
0	19.5	2.9	2.8	2.8	2.5	00:34.6	42	10:07:08.6	48	10:07:43.2	43	①④④④④	1	L	9
1	14.3	5.0	2.6	2.5	2.8	00:30.4	32	00:07:40.3	33	00:08:10.7	31	●●④④④	2	S	15
1						01:05.1	31	10:14:48.9	39	10:16:15.9	32	(+22s/Fehl)			
82 MÜLLER Julien															
5	==	==	==	==	==	01:14.3	177	10:07:08.6	48	10:08:22.8	92	●●●●●	1	L	11
0	21.4	10.6	3.8	3.4	4.1	00:47.1	144	00:07:05.7	16	00:07:52.8	19	①④④④④	2	S	16
5						02:01.3	171	10:14:14.3	31	10:16:15.6	31	(+22s/Fehl)			
83 HENGSTMENDEL Jarl-Gustav															
1	24.1	3.7	3.6	3.9	3.6	00:43.3	119	10:07:22.1	62	10:08:05.4	66	①④④●●	1	L	7
1	25.5	4.1	3.5	3.5	4.4	00:44.3	131	00:08:24.9	71	00:09:09.2	83	●④④④④	2	S	16
2						01:27.6	120	10:15:46.9	69	10:17:36.5	67	(+22s/Fehl)			
84 SZOREC Maximilian															
3	16.3	5.4	3.5	==	==	01:10.8	175	10:07:47.8	97	10:08:58.6	135	●●④●●	1	L	12
1	17.7	4.1	4.3	3.1	3.5	00:35.3	78	00:09:28.4	135	00:10:03.7	134	①●●④④	2	S	14
4						01:46.0	160	10:17:16.2	122	10:19:24.3	135	(+22s/Fehl)			
85 ECCARIUS Alexander															
0	24.9	3.9	3.8	3.9	3.9	00:44.4	125	10:06:57.4	38	10:07:41.9	42	①④④④④	1	L	6
1	20.9	3.9	4.9	3.9	3.6	00:40.6	119	00:07:17.8	21	00:07:58.4	24	①④④●●	2	S	22
1						01:25.0	114	10:14:15.3	32	10:16:02.3	25	(+22s/Fehl)			
86 ZOBEL David															
0	21.5	3.2	2.9	2.9	3.4	00:38.0	77	10:06:57.8	40	10:07:35.9	36	①④④④④	1	L	4
3	18.0	2.9	5.6	2.8	5.3	00:37.5	94	00:07:10.3	19	00:07:47.8	16	④●●●●	2	S	20
3						01:15.5	82	10:14:08.2	29	10:16:29.7	40	(+22s/Fehl)			
87 SCHMUCK Dominic															
0	19.4	3.9	3.6	3.4	3.5	00:37.1	68	10:07:00.9	44	10:07:37.9	39	④④④④④	1	L	10
1	12.2	2.1	2.2	2.2	2.3	00:23.5	2	00:07:26.9	26	00:07:50.5	18	④●●④④	2	S	22
1						01:00.6	19	10:14:27.9	34	10:15:50.4	22	(+22s/Fehl)			
88 PFEIL Frieder															
0	16.6	3.2	3.3	3.4	3.6	00:34.5	41	10:07:10.9	52	10:07:45.4	44	①④④④④	1	L	9
2	14.6	13.8	2.2	1.7	10.2	00:46.0	139	00:07:42.8	34	00:08:28.8	40	●●④④④	2	S	15
2						01:20.5	100	10:14:53.7	41	10:16:58.2	52	(+22s/Fehl)			
89 WEICK Erik															
1	19.5	3.3	2.8	3.1	3.4	00:35.4	49	10:06:38.9	33	10:07:14.3	31	●④④④④	1	L	7
3	15.3	4.5	2.9	3.2	5.4	00:34.0	64	00:07:31.3	27	00:08:05.3	27	●●④④●	2	S	22
4						01:09.4	55	10:14:10.2	30	10:16:25.6	37	(+22s/Fehl)			



Competition
Shooting Results
Software by
TAURUS-SOFT Systemtechnik
D 83620 Feldkirchen

HoRa Systemtechnik GmbH
Chiemseestraße 26 D 83093 Bad Endorf
Tel +49 (0)8053 49043
Tel +49 (0)8053 49053
e-mail: info@hora2000.de
http://www.hora2000.de

DC Sprint Men 10km
22.12.2012

Ruhpolding
Page: 7

F	1S	2S	3S	4S	5S	SchZt	Rng	LaufZt	Rng	Totalzeit	Rng	Schubbild	R	M	St
90 BAUER Philip															
4	23.4	8.3	==	==	==	01:11.7	176	10:07:15.2	57	10:08:26.9	95	●●●●○	1	L	12
0	15.3	1.9	1.6	1.5	1.9	00:24.9	7	00:09:35.8	141	00:10:00.7	133	○●○●○●	2	S	14
4						01:36.6	147	10:16:50.9	108	10:18:27.6	100	(+22s/Fehl)			
91 GÜRING Lars															
2	16.6	3.1	4.8	3.4	3.5	00:35.9	56	10:07:00.2	41	10:07:36.1	37	●●○●○	1	L	10
2	17.3	3.1	2.7	2.5	4.2	00:32.6	49	00:08:29.8	76	00:09:02.4	74	●○●●○	2	S	14
4						01:08.5	50	10:15:30.1	59	10:17:22.5	62	(+22s/Fehl)			
93 SCHMIDT Katharina															
2	20.3	4.1	3.8	3.9	3.6	00:42.6	112	10:09:03.4	170	10:09:46.0	170	○●○●○	1	L	11
2	16.6	4.8	2.8	3.0	2.9	00:35.0	74	00:10:40.4	170	00:11:15.4	166	●○●●○	2	S	19
4						01:17.6	90	10:19:43.8	170	10:21:45.4	170	(+22s/Fehl)			
94 BECKER Janine															
1	21.9	5.1	5.4	4.9	4.1	00:47.7	137	10:08:05.6	118	10:08:53.3	126	●○●○●	1	L	12
1	19.5	6.1	5.5	5.3	9.2	00:47.8	149	00:09:21.8	127	00:10:09.6	138	○●○●○	2	S	14
2						01:35.5	144	10:17:27.4	128	10:19:24.8	136	(+22s/Fehl)			
95 WEIPPERT Ann-Tina															
1	36.3	4.1	3.7	4.5	==	01:08.4	173	10:09:20.9	172	10:10:29.3	172	○●○●○	1	L	12
0	29.3	3.5	4.4	3.9	4.6	00:49.8	151	00:10:28.7	167	00:11:18.5	167	○●○●○	2	S	18
1						01:58.2	167	10:19:49.6	171	10:21:47.8	171	(+22s/Fehl)			
96 ZIERT Viktoria															
1	22.9	4.1	3.9	3.6	3.9	00:43.3	121	10:08:14.5	134	10:08:57.9	134	○●○●○	1	L	7
0	19.4	4.5	3.6	4.1	3.9	00:39.1	109	00:09:11.7	121	00:09:50.8	123	○●○●○	2	S	20
1						01:22.5	108	10:17:26.2	127	10:18:48.7	115	(+22s/Fehl)			
97 LANG Kathi															
2	26.7	4.7	4.9	3.9	5.7	00:53.9	158	10:08:32.4	154	10:09:26.4	165	○●○●○	1	L	9
2	28.3	6.6	5.8	5.9	==	01:05.3	170	00:10:22.7	166	00:11:28.1	169	●●○●○	2	S	19
4						01:59.3	168	10:18:55.1	165	10:21:38.4	169	(+22s/Fehl)			
98 HIRSCH Lilly															
1	20.8	5.2	4.5	4.5	5.3	00:43.2	117	10:08:15.7	137	10:08:58.9	136	●○●○●	1	L	8
0	24.8	4.7	4.6	4.8	4.8	00:46.6	141	00:09:41.9	149	00:10:28.4	154	○●○●○	2	S	22
1						01:29.7	132	10:17:57.6	147	10:19:27.3	137	(+22s/Fehl)			
99 STADLER Marina															
0	30.3	5.3	4.7	4.6	4.7	00:55.1	161	10:08:07.7	125	10:09:02.9	143	○●○●○	1	L	10
1	28.9	5.7	7.1	4.4	5.8	00:55.6	167	00:08:31.6	81	00:09:27.2	102	○●○●○	2	S	21
1						01:50.7	162	10:16:39.4	97	10:18:52.1	117	(+22s/Fehl)			
100 TAM von BURG Leilani															
0	26.7	4.9	4.8	4.9	5.8	00:51.1	154	10:08:11.9	131	10:09:03.0	144	○●○●○	1	L	3
2	24.7	7.2	5.2	4.9	5.3	00:51.7	158	00:08:57.3	105	00:09:49.0	120	●○●○●	2	S	15
2						01:42.8	153	10:17:09.2	118	10:19:36.0	139	(+22s/Fehl)			
101 KRANZ Kathi															
3	19.9	4.1	4.1	4.0	4.0	00:40.3	97	10:08:19.7	140	10:09:00.1	138	●●○●○	1	L	6
3	16.8	3.3	10.5	7.3	9.0	00:51.1	157	00:10:40.1	169	00:11:31.2	170	●●○●○	2	S	16
6						01:31.4	134	10:18:59.9	166	10:21:37.3	168	(+22s/Fehl)			
102 FICKENSCHER Wibke															
1	24.2	5.9	4.3	5.6	5.8	00:50.2	150	10:08:20.3	142	10:09:10.5	152	○●○●○	1	L	8
1	26.3	5.9	4.8	5.3	6.4	00:52.5	159	00:09:34.9	139	00:10:27.4	153	○●○●○	2	S	21
2						01:42.6	152	10:17:55.2	146	10:19:59.9	151	(+22s/Fehl)			
103 BARTOLMÁS Julia															
1	17.9	4.6	4.8	4.4	4.6	00:41.6	103	10:07:34.3	84	10:08:15.8	81	○●○●○	1	L	7
0	19.5	4.1	3.9	3.9	3.8	00:38.7	104	00:09:04.6	113	00:09:43.3	115	○●○●○	2	S	20
1						01:20.3	99	10:16:38.8	95	10:17:59.1	86	(+22s/Fehl)			
104 GRANDL Iris															
2	19.8	4.2	3.9	3.1	3.1	00:38.9	86	10:07:30.9	77	10:08:09.9	71	○●○●○	1	L	2
0	15.1	4.1	3.6	3.5	3.4	00:33.1	51	00:09:05.7	116	00:09:38.8	113	○●○●○	2	S	14
2						01:12.1	65	10:16:36.7	92	10:17:48.7	76	(+22s/Fehl)			



Competition Shooting Results

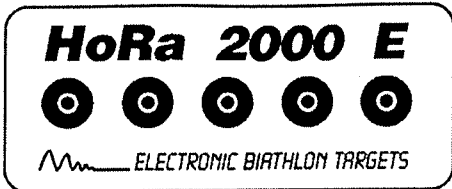
Software by
TAURUS-SOFT Systemtechnik
D 83620 Feldkirchen

HoRa Systemtechnik GmbH
Chiemseestraße 26 D 83093 Bad Endorf
Tel +49 (0)8053 49043
Tel +49 (0)8053 49053
e-mail: info@hora2000.de
http://www.hora2000.de

DC Sprint Men 10km
22.12.2012

Ruhpolding
Page: 8

F	1S	2S	3S	4S	5S	SchZt	Rng	LaufZt	Rng	Totalzeit	Rng	Schlußbild	R	M	St
105 RAUFER Moira															
2	15.9	2.9	<u>4.2</u>	2.8	<u>2.5</u>	00:32.9	31	10:08:24.7	144	10:08:57.7	133	⊙⊙●⊙●	1	L	8
0	15.3	4.6	2.8	3.7	2.8	00:33.5	56	00:09:35.2	140	00:10:08.8	136	⊙⊙⊙⊙⊙	2	S	18
2						01:06.5	37	10:17:59.9	148	10:19:06.4	127	(+22s/Fehl)			
106 KUMMER Luise															
0	14.7	3.6	4.2	3.3	2.4	00:32.3	24	10:07:43.4	92	10:08:15.7	80	⊙⊙⊙⊙⊙	1	L	7
0	14.1	3.9	3.3	2.8	3.6	00:31.3	37	00:08:03.7	52	00:08:35.0	47	⊙⊙⊙⊙⊙	2	S	16
0						01:03.7	28	10:15:47.1	70	10:16:50.8	47	(+22s/Fehl)			
107 KNOLL Annika															
1	15.5	3.2	3.3	3.2	<u>3.2</u>	00:33.2	32	10:07:25.4	65	10:07:58.6	54	⊙⊙⊙⊙●	1	L	9
2	14.6	<u>4.1</u>	3.3	2.8	<u>3.4</u>	00:33.9	59	00:08:13.6	59	00:08:47.5	56	⊙●⊙⊙●	2	S	18
3						01:07.1	40	10:15:38.9	64	10:17:30.1	64	(+22s/Fehl)			
108 SCHRÖTTER Verena															
2	17.9	4.1	<u>4.2</u>	4.3	<u>4.5</u>	00:38.3	81	10:08:06.2	121	10:08:44.5	118	⊙⊙●⊙●	1	L	6
0	17.0	4.9	3.9	3.4	4.1	00:36.1	83	00:09:34.1	138	00:10:10.1	139	⊙⊙⊙⊙⊙	2	S	15
2						01:14.4	76	10:17:40.2	137	10:18:54.6	121	(+22s/Fehl)			
109 DAHLMEIER Laura															
1	<u>15.9</u>	4.3	3.9	3.9	3.8	00:35.3	48	10:07:43.3	91	10:08:18.6	86	●⊙⊙⊙⊙	1	L	4
0	15.8	4.5	3.4	3.7	3.2	00:33.9	61	00:08:16.8	64	00:08:50.8	60	⊙⊙⊙⊙⊙	2	S	22
1						01:09.3	54	10:16:00.1	78	10:17:09.4	56	(+22s/Fehl)			
110 HINZ Vanessa															
1	17.3	4.0	4.5	<u>4.3</u>	5.3	00:40.3	98	10:07:31.9	78	10:08:12.3	75	⊙●⊙⊙⊙	1	L	1
3	17.5	<u>3.7</u>	<u>4.3</u>	<u>3.7</u>	4.7	00:37.9	98	00:08:09.8	55	00:08:47.8	57	⊙●●●⊙	2	S	19
4						01:18.2	92	10:15:41.8	66	10:18:06.0	91	(+22s/Fehl)			
111 NEUNER Anna															
1	17.2	<u>3.6</u>	3.6	3.4	3.3	00:36.1	60	10:08:26.3	149	10:09:02.4	142	⊙●⊙⊙⊙	1	L	8
2	15.9	3.5	<u>2.6</u>	<u>2.4</u>	3.4	00:32.1	43	00:09:40.5	145	00:10:12.5	141	⊙●●⊙⊙	2	S	16
3						01:08.1	48	10:18:06.8	151	10:19:58.9	150	(+22s/Fehl)			
112 SCHMIDT Sina															
0	18.3	17.0	5.1	5.3	5.9	00:58.2	164	10:08:34.5	158	10:09:32.7	166	⊙⊙⊙⊙⊙	1	L	12
1	<u>14.8</u>	4.8	5.2	4.9	5.8	00:38.2	100	00:09:12.9	122	00:09:51.1	124	⊙⊙⊙⊙●	2	S	15
1						01:36.4	146	10:17:47.4	139	10:19:45.8	143	(+22s/Fehl)			
113 BÖRNER Helen															
2	15.1	3.6	3.3	<u>3.6</u>	<u>3.6</u>	00:35.2	46	10:08:38.5	160	10:09:13.7	157	⊙⊙⊙●●	1	L	11
2	18.9	4.0	<u>3.6</u>	<u>3.8</u>	5.7	00:39.1	108	00:10:07.0	160	00:10:46.1	162	⊙⊙●●⊙	2	S	13
4						01:14.3	74	10:18:45.5	160	10:20:43.8	163	(+22s/Fehl)			
114 HEINRICH Marie															
0	19.1	4.6	4.0	4.5	4.9	00:41.7	104	10:07:34.4	85	10:08:16.1	82	⊙⊙⊙⊙⊙	1	L	7
2	17.6	5.3	<u>6.9</u>	<u>6.2</u>	3.9	00:43.4	129	00:07:45.1	37	00:08:28.5	39	⊙●●⊙⊙	2	S	16
2						01:25.2	115	10:15:19.5	53	10:17:28.6	63	(+22s/Fehl)			
115 PIEPER Julia															
1	15.7	3.1	2.8	2.6	<u>2.8</u>	00:37.2	71	10:07:34.1	83	10:08:11.3	72	⊙⊙⊙⊙●	1	L	8
2	<u>14.7</u>	3.1	2.2	2.9	<u>2.9</u>	00:29.3	24	00:08:36.2	88	00:09:05.5	78	⊙●⊙⊙●	2	S	20
3						01:06.4	35	10:16:10.4	81	10:18:00.8	87	(+22s/Fehl)			
116 GNÄDINGER Helena															
1	<u>16.8</u>	4.2	3.9	3.4	3.5	00:36.7	67	10:07:28.1	69	10:08:04.7	64	●⊙⊙⊙⊙	1	L	10
2	14.7	3.3	3.1	<u>2.9</u>	<u>3.1</u>	00:31.3	35	00:08:29.8	75	00:09:01.1	71	⊙⊙⊙●●	2	S	14
3						01:07.9	47	10:15:57.8	75	10:17:49.8	78	(+22s/Fehl)			
117 PREUß Franziska															
0	13.3	2.9	1.9	2.1	2.4	00:25.9	3	10:07:25.7	66	10:07:51.7	49	⊙⊙⊙⊙⊙	1	L	3
0	11.6	3.8	2.3	2.2	2.5	00:25.5	9	00:07:52.7	46	00:08:18.2	33	⊙⊙⊙⊙⊙	2	S	18
0						00:51.4	2	10:15:18.4	52	10:16:09.8	29	(+22s/Fehl)			
118 HENGELHAUPT Laura															
2	<u>20.9</u>	2.7	2.2	2.3	<u>3.5</u>	00:34.2	40	10:08:07.4	124	10:08:41.6	115	●⊙⊙⊙●	1	L	6
2	18.0	2.7	<u>2.3</u>	2.4	<u>3.2</u>	00:32.1	45	00:09:40.6	147	00:10:12.8	142	●⊙●⊙⊙	2	S	24
4						01:06.3	34	10:17:48.1	140	10:19:38.4	142	(+22s/Fehl)			




Competition
Shooting Results
Software by
TAURUS-SOFT Systemtechnik
D 83620 Feldkirchen

HoRa Systemtechnik GmbH
Chiemseestraße 26 D 83093 Bad Endorf
Tel +49 (0)8053 49043
Tel +49 (0)8053 49053
e-mail: info@hora2000.de
http://www.hora2000.de

DC Sprint Men 10km
22.12.2012

Ruhpolding
Page: 9

F	1S	2S	3S	4S	5S	SchZt	Rng	LaufZt	Rng	Totalzeit	Rng	Schußbild	R	M	St
119 KAHL Amanda															
1	14.9	2.8	<u>2.9</u>	2.6	2.6	00:29.9	12	10:08:05.4	117	10:08:35.4	103	①②●③④	1	L	4
0	14.6	4.3	3.7	2.7	2.9	00:32.2	47	00:09:14.4	123	00:09:46.6	119	①②③④⑤	2	S	18
1						01:02.2	24	10:17:19.8	124	10:18:21.9	98	(+22s/Fehl)			
120 FRANZ Lea															
2	16.4	4.6	<u>3.9</u>	3.1	<u>4.3</u>	00:38.1	78	10:08:15.4	135	10:08:53.6	127	①②●③●	1	L	9
1	<u>16.8</u>	4.4	3.4	3.1	3.4	00:35.8	81	00:09:46.4	150	00:10:22.2	149	●③④⑤	2	S	16
3						01:13.9	72	10:18:01.8	149	10:19:37.7	140	(+22s/Fehl)			
121 SIEMONEIT Anna															
1	16.3	3.9	7.9	4.0	==	00:50.4	151	10:08:06.5	123	10:08:56.9	132	①②●③④	1	L	12
0	15.6	3.5	4.0	4.6	4.8	00:35.6	80	00:08:58.0	107	00:09:33.7	105	③④⑤⑥	2	S	21
1						01:26.0	117	10:17:04.6	114	10:18:30.6	103	(+22s/Fehl)			
122 SCHRÖTTER Christina															
0	18.0	4.2	4.1	4.3	4.1	00:39.5	88	10:08:01.2	110	10:08:40.7	113	③④⑤⑥⑦	1	L	8
1	17.4	4.1	<u>2.9</u>	3.8	9.8	00:41.4	122	00:08:26.1	72	00:09:07.5	80	③④●⑤⑥	2	S	14
1						01:20.9	102	10:16:27.3	88	10:18:10.2	94	(+22s/Fehl)			
123 WALDVOGEL Alina															
0	17.2	4.1	4.2	3.7	3.7	00:37.9	76	10:07:59.8	108	10:08:37.8	107	①②③④⑤	1	L	10
1	17.5	<u>4.2</u>	4.1	3.8	3.6	00:36.8	92	00:08:57.5	106	00:09:34.3	107	③④⑤●⑥	2	S	18
1						01:14.8	80	10:16:57.3	111	10:18:34.0	104	(+22s/Fehl)			
124 HENDEL Helene															
2	<u>25.0</u>	4.3	<u>3.8</u>	3.5	3.9	00:43.3	120	10:07:41.3	89	10:08:24.6	93	●③●④⑤	1	L	6
1	20.9	<u>4.6</u>	4.5	4.7	4.3	00:42.3	127	00:09:08.9	118	00:09:51.2	125	①●③④⑤	2	S	15
3						01:25.6	116	10:16:50.2	105	10:18:37.8	107	(+22s/Fehl)			
125 JOST Theresa															
1	17.6	<u>5.0</u>	4.9	4.7	4.3	00:40.2	96	10:07:50.8	98	10:08:31.0	99	①●③④⑤	1	L	3
2	<u>17.6</u>	5.9	4.8	<u>5.3</u>	4.7	00:42.0	126	00:08:45.1	96	00:09:27.2	101	③●④⑤●	2	S	16
3						01:22.2	107	10:16:35.9	91	10:18:42.2	110	(+22s/Fehl)			
126 DEIGENTESCH Marion															
1	17.5	4.9	<u>5.3</u>	5.6	5.3	00:42.4	108	10:07:26.7	67	10:08:09.0	70	①②●③④⑤	1	L	4
0	17.7	4.4	12.8	5.0	4.2	00:47.2	145	00:08:16.9	65	00:09:04.1	76	①②③④⑤	2	S	13
1						01:29.5	130	10:15:43.6	67	10:17:13.2	59	(+22s/Fehl)			
127 BÜHLER Veronika															
2	15.5	2.9	2.6	<u>2.8</u>	<u>2.7</u>	00:31.1	18	10:08:39.3	161	10:09:10.4	151	①②③●●	1	L	6
-1						00:00.0	-1	00:00:00.0	-1	00:00:00.0	0	(+22s/Fehl)			
129 HENNECKE Caroline															
1	14.4	3.5	2.9	<u>3.1</u>	5.3	00:33.3	34	10:07:30.9	75	10:08:04.2	62	①②③●④	1	L	1
1	14.5	<u>5.4</u>	5.8	4.9	4.4	00:38.9	106	00:08:16.8	63	00:08:55.7	65	①●③④⑤	2	S	16
2						01:12.2	66	10:15:47.6	71	10:17:21.9	61	(+22s/Fehl)			
130 EBNER Nicole															
3	14.9	<u>3.7</u>	3.8	<u>3.9</u>	<u>3.2</u>	00:35.1	45	10:07:38.8	88	10:08:13.9	77	①●③●●	1	L	8
0	15.3	4.8	3.1	3.8	3.5	00:34.3	69	00:09:02.2	111	00:09:36.6	112	①②③④⑤	2	S	16
3						01:09.4	57	10:16:41.1	99	10:17:50.5	80	(+22s/Fehl)			
131 LEUNIG Carolin															
0	19.3	3.4	3.7	3.1	3.1	00:36.5	65	10:07:28.4	70	10:08:04.9	65	①②③④⑤	1	L	7
3	<u>22.2</u>	2.5	3.9	<u>3.8</u>	<u>3.2</u>	00:39.5	113	00:07:55.1	50	00:08:34.5	45	●③④●●	2	S	19
3						01:15.9	86	10:15:23.5	54	10:17:45.5	72	(+22s/Fehl)			
133 HORCHLER Karolin															
0	18.0	3.3	2.1	2.2	2.3	00:32.3	24	10:07:33.4	82	10:08:05.8	67	①②③④⑤	1	L	9
0	19.1	3.4	3.4	2.9	2.7	00:34.2	68	00:07:36.5	31	00:08:10.7	30	①②③④⑤	2	S	21
0						01:06.6	38	10:15:09.9	48	10:16:16.5	33	(+22s/Fehl)			
134 HILDEBRAND Stefanie															
1	14.3	3.0	2.7	<u>2.5</u>	2.6	00:29.7	10	10:07:28.9	71	10:07:58.7	56	●③●④⑤	1	L	2
0	14.5	6.0	2.6	2.4	3.4	00:31.3	35	00:08:12.7	57	00:08:43.9	53	③④⑤⑥⑦	2	S	14
1						01:00.9	20	10:15:41.7	65	10:16:42.6	45	(+22s/Fehl)			



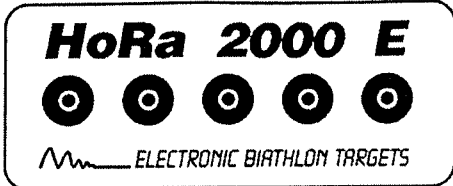
Competition
Shooting Results
Software by
TAURUS-SOFT Systemtechnik
D 83620 Feldkirchen

HoRa Systemtechnik GmbH
Chiemseestraße 26 D 83093 Bad Endorf
Tel +49 (0)8053 49043
Tel +49 (0)8053 49053
e-mail: info@hora2000.de
http://www.hora2000.de

DC Sprint Men 10km
22.12.2012

Ruhpolding
Page: 10

F	1S	2S	3S	4S	5S	SchZt	Rng	LaufZt	Rng	Totalzeit	Rng	Schubßbild	R	M	St
135 HAMMERSCHMIDT Janin															
0	15.1	2.4	2.3	2.4	2.5	00:27.9	6	10:07:46.6	96	10:08:14.5	79	000000	1	L	4
1	15.4	2.4	2.4	2.3	2.7	00:28.2	17	00:07:49.2	38	00:08:17.4	32	000000	2	S	17
1						00:56.2	8	10:15:35.7	63	10:16:53.9	49	(+22s/Fehl)			
136 HAMMERSCHMIDT Maren															
0	14.9	3.4	2.3	2.7	2.6	00:29.7	11	10:07:30.9	76	10:08:00.6	61	000000	1	L	1
1	12.3	3.6	2.7	2.4	1.9	00:26.2	11	00:07:31.6	28	00:07:57.8	22	000000	2	S	18
1						00:55.9	7	10:15:02.5	45	10:16:20.4	35	(+22s/Fehl)			
137 LANG Kathrin															
1	15.1	2.8	3.1	3.1	4.3	00:32.5	28	10:07:41.4	90	10:08:13.9	76	000000	1	L	3
0	12.6	2.9	2.3	2.4	2.5	00:26.4	13	00:08:30.5	78	00:08:56.9	67	000000	2	S	18
1						00:58.9	15	10:16:11.9	82	10:17:10.8	57	(+22s/Fehl)			
138 SACHENBACHER-STEHLER Evi															
0	14.6	4.3	3.7	3.8	3.8	00:34.8	44	10:07:10.8	51	10:07:45.6	45	000000	1	L	2
1	17.0	5.7	3.2	3.9	3.1	00:35.9	82	00:07:19.4	22	00:07:55.3	20	000000	2	S	19
1						01:10.7	60	10:14:30.2	36	10:16:02.9	26	(+22s/Fehl)			
139 BEHRINGER Miriam															
2	13.7	3.8	3.3	3.1	3.2	00:32.5	28	10:07:20.0	59	10:07:52.5	50	000000	1	L	7
1	12.5	3.2	2.9	2.9	2.8	00:27.8	14	00:08:38.2	90	00:09:06.0	79	000000	2	S	17
3						01:00.3	18	10:15:58.2	76	10:17:20.5	60	(+22s/Fehl)			
140 WÖTZEL Nicole															
1	17.3	3.4	5.5	2.7	2.8	00:35.5	51	10:07:33.1	81	10:08:08.6	69	000000	1	L	11
0	18.4	5.2	5.1	5.1	4.2	00:41.4	123	00:08:41.5	91	00:09:22.9	95	000000	2	S	20
1						01:16.9	89	10:16:14.6	83	10:17:31.5	65	(+22s/Fehl)			
142 LAUBE Stefan															
3	15.1	4.1	3.4	3.8	6.6	00:38.8	83	10:08:32.7	155	10:09:11.5	155	000000	1	L	7
1	14.8	2.7	2.5	2.9	2.6	00:28.6	19	00:10:13.6	163	00:10:42.2	161	000000	2	S	19
4						01:07.4	42	10:18:46.3	161	10:20:15.6	157	(+22s/Fehl)			
143 KLEIN Simon															
2	16.4	6.1	5.9	3.8	4.2	00:42.8	114	10:08:42.9	163	10:09:25.7	163	000000	1	L	9
2	16.4	4.8	5.2	3.8	3.7	00:38.6	103	00:10:19.8	164	00:10:58.4	165	000000	2	S	18
4						01:21.4	105	10:19:02.7	167	10:21:08.1	165	(+22s/Fehl)			
144 HOLLANDT Florian															
0	23.7	5.1	3.8	3.9	3.9	00:43.1	116	10:08:01.7	112	10:08:44.8	120	000000	1	L	6
3	17.9	4.4	6.7	3.9	3.8	00:39.8	115	00:08:35.2	84	00:09:14.9	88	000000	2	S	18
3						01:22.9	109	10:16:36.9	94	10:19:05.8	126	(+22s/Fehl)			
145 HERMANN Max															
0	18.6	4.7	3.9	3.4	3.9	00:37.4	73	10:09:03.7	171	10:09:41.1	168	000000	1	L	12
3	17.9	3.8	4.6	3.9	3.3	00:36.7	91	00:09:50.3	155	00:10:27.1	152	000000	2	S	23
3						01:14.1	73	10:18:54.1	164	10:21:14.2	166	(+22s/Fehl)			
146 WINKLER Frank															
2	27.2	3.4	2.9	2.5	2.5	00:42.7	113	10:08:35.5	159	10:09:18.2	161	000000	1	L	8
1	19.1	2.5	2.8	2.5	2.2	00:33.3	53	00:10:02.4	159	00:10:35.6	157	000000	2	S	20
3						01:15.9	85	10:18:37.9	158	10:20:15.8	158	(+22s/Fehl)			
147 SCHWEIGER Luca															
1	16.4	3.9	3.0	3.8	3.7	00:35.2	47	10:08:26.7	150	10:09:01.9	140	000000	1	L	10
0	14.5	3.2	3.3	2.0	2.2	00:29.5	27	00:09:22.7	129	00:09:52.3	126	000000	2	S	21
1						01:04.8	30	10:17:49.4	142	10:18:54.3	120	(+22s/Fehl)			
148 NAWRATH Phillip															
2	20.9	4.7	3.3	3.5	3.9	00:39.8	92	10:08:01.2	111	10:08:41.0	114	000000	1	L	4
1	17.7	3.2	2.9	1.9	2.2	00:31.9	41	00:09:47.3	152	00:10:19.3	146	000000	2	S	18
3						01:11.8	64	10:17:48.6	141	10:19:22.3	133	(+22s/Fehl)			
149 LECHNER Tobias															
2	22.0	6.5	2.8	1.9	2.1	00:39.6	90	10:08:25.3	145	10:09:04.9	146	000000	1	L	9
2	14.5	3.3	2.0	2.1	5.6	00:29.8	30	00:10:10.6	162	00:10:40.3	160	000000	2	S	15
4						01:09.4	55	10:18:35.8	157	10:20:29.2	161	(+22s/Fehl)			




Competition
Shooting Results
Software by
TAURUS-SOFT Systemtechnik
D 83620 Feldkirchen

HoRa Systemtechnik GmbH
Chiemseestraße 26 D 83093 Bad Endorf
Tel +49 (0)8053 49043
Tel +49 (0)8053 49053
e-mail: info@hora2000.de
http://www.hora2000.de

DC Sprint Men 10km
22.12.2012

Ruhpolding
Page: 11

F	1S	2S	3S	4S	5S	SchZt	Rng	LaufZt	Rng	Totalzeit	Rng	Schußbild	R	M	St
150 DONHAUSER Johannes															
1	20.9	2.7	<u>2.7</u>	2.1	1.9	00:35.6	53	10:08:49.9	165	10:09:25.6	162	⊙⊙●⊙⊙	1	L	12
0	20.3	2.2	2.1	1.9	2.1	00:31.9	42	00:10:00.8	158	00:10:32.8	156	⊙⊙⊙⊙⊙	2	S	19
1						01:07.6	45	10:18:50.7	162	10:19:58.3	148	(+22s/Fehl)			
151 KELLERER Niklas															
1	<u>17.1</u>	4.4	4.2	3.8	3.7	00:37.1	70	10:08:10.2	128	10:08:47.3	124	●⊙⊙⊙⊙	1	L	3
2	13.9	<u>4.2</u>	3.5	2.9	<u>2.5</u>	00:29.7	29	00:08:56.5	104	00:09:26.2	99	●⊙⊙●⊙	2	S	20
3						01:06.8	39	10:17:06.7	115	10:18:57.5	122	(+22s/Fehl)			
152 REES Roman															
1	15.4	3.1	2.8	<u>2.6</u>	2.1	00:30.2	14	10:07:52.0	99	10:08:22.2	91	⊙⊙⊙●⊙	1	L	7
0	13.1	2.6	1.9	2.1	1.8	00:24.3	5	00:08:55.6	102	00:09:19.9	93	⊙⊙⊙⊙⊙	2	S	14
1						00:54.5	3	10:16:47.6	103	10:17:42.1	70	(+22s/Fehl)			
153 HUBER Maxi															
0	15.2	3.2	2.9	2.8	3.2	00:38.9	84	10:08:27.4	152	10:09:06.3	147	⊙⊙⊙⊙⊙	1	L	10
2	17.8	2.5	2.6	<u>2.6</u>	<u>3.7</u>	00:32.7	50	00:09:24.2	133	00:09:56.8	127	●●⊙⊙⊙	2	S	17
2						01:11.5	63	10:17:51.6	144	10:19:47.1	144	(+22s/Fehl)			
155 KADNER Robert															
2	20.2	14.3	3.6	==	==	00:48.3	142	10:08:26.3	148	10:09:14.5	160	⊙●●⊙⊙	1	L	12
1	<u>21.7</u>	3.2	2.9	2.7	2.9	00:36.2	85	00:09:49.6	154	00:10:25.8	151	●⊙⊙⊙⊙	2	S	20
3						01:24.5	112	10:18:15.9	156	10:20:02.3	152	(+22s/Fehl)			
156 DORFER Matthias															
0	18.7	3.2	3.1	3.4	3.5	00:35.4	50	10:07:54.6	102	10:08:30.0	98	⊙⊙⊙⊙⊙	1	L	3
1	<u>16.2</u>	3.9	2.9	2.9	3.8	00:32.1	45	00:08:27.8	74	00:08:59.9	70	⊙⊙⊙⊙●	2	S	14
1						01:07.6	44	10:16:22.4	86	10:17:51.9	82	(+22s/Fehl)			
157 HORN Philipp															
0	18.0	2.9	3.1	2.6	2.7	00:32.4	27	10:08:03.2	114	10:08:35.6	104	⊙⊙⊙⊙⊙	1	L	6
1	<u>13.3</u>	4.5	2.7	2.7	2.7	00:27.8	15	00:08:27.3	73	00:08:55.2	64	●⊙⊙⊙⊙	2	S	15
1						01:00.3	17	10:16:30.5	90	10:17:52.8	83	(+22s/Fehl)			
158 REUß Philipp															
0	18.7	3.3	2.7	2.3	2.4	00:33.5	36	10:08:33.3	157	10:09:06.8	149	⊙⊙⊙⊙⊙	1	L	7
1	13.1	2.4	2.1	<u>2.5</u>	2.9	00:25.2	8	00:09:11.1	120	00:09:36.3	110	●⊙⊙⊙⊙	2	S	15
1						00:58.7	14	10:17:44.4	138	10:19:05.1	125	(+22s/Fehl)			
159 GATTERMANN Johannes															
0	17.1	2.9	2.5	2.1	2.2	00:30.1	13	10:08:25.5	146	10:08:55.6	130	⊙⊙⊙⊙⊙	1	L	11
0	16.5	2.8	2.3	2.5	2.1	00:28.9	23	00:09:04.6	114	00:09:33.5	104	⊙⊙⊙⊙⊙	2	S	18
0						00:59.0	16	10:17:30.1	133	10:18:29.1	101	(+22s/Fehl)			
160 KETZER Alexander															
0	16.9	3.5	3.1	3.2	3.1	00:33.9	39	10:08:06.1	120	10:08:40.0	110	⊙⊙⊙⊙⊙	1	L	9
1	14.1	2.9	<u>2.6</u>	2.8	2.9	00:28.6	20	00:08:30.7	79	00:08:59.3	69	⊙⊙●⊙⊙	2	S	17
1						01:02.6	25	10:16:36.7	93	10:18:01.3	89	(+22s/Fehl)			
161 MÖBUS Robin															
1	<u>18.7</u>	3.4	2.9	2.6	2.5	00:33.5	35	10:08:11.0	129	10:08:44.5	119	●⊙⊙⊙⊙	1	L	2
2	14.9	<u>2.9</u>	<u>2.7</u>	7.5	3.5	00:33.9	60	00:09:00.1	109	00:09:34.1	106	⊙⊙●●⊙	2	S	15
3						01:07.5	43	10:17:11.2	121	10:19:02.6	124	(+22s/Fehl)			
162 PFEIL David															
1	16.0	3.0	<u>2.6</u>	2.7	2.5	00:30.7	15	10:07:56.0	103	10:08:26.7	94	⊙⊙●⊙⊙	1	L	10
2	16.2	<u>10.1</u>	2.3	2.2	<u>2.4</u>	00:36.5	89	00:09:04.7	115	00:09:41.2	114	●⊙⊙●⊙	2	S	13
3						01:07.2	41	10:17:00.7	112	10:18:51.9	116	(+22s/Fehl)			
163 SARBMANNSHAUSEN Raphael															
2	17.0	<u>3.8</u>	3.9	3.7	<u>3.2</u>	00:36.2	63	10:08:50.1	166	10:09:26.3	164	⊙●⊙⊙●	1	L	4
2	18.0	<u>2.5</u>	2.2	2.2	==	00:36.3	87	00:10:20.8	165	00:10:57.1	164	⊙●⊙⊙●	2	S	17
4						01:12.5	67	10:19:10.9	168	10:21:07.4	164	(+22s/Fehl)			
164 RASCHKE Korbinian															
0	16.9	4.4	3.1	3.3	3.4	00:33.6	37	10:08:06.2	121	10:08:39.8	109	⊙⊙⊙⊙⊙	1	L	2
2	9.9	2.8	2.3	<u>2.2</u>	<u>2.1</u>	00:22.1	1	00:08:35.4	86	00:08:57.5	68	●●⊙⊙⊙	2	S	15
2						00:55.6	6	10:16:41.6	100	10:18:21.2	97	(+22s/Fehl)			



Competition Shooting Results

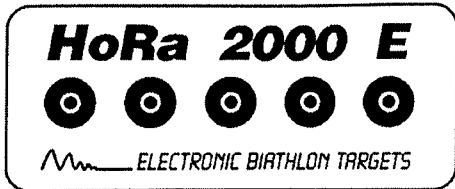
Software by
TAURUS-SOFT Systemtechnik
D 83620 Feldkirchen

HoRa Systemtechnik GmbH
Chiemseestraße 26 D 83093 Bad Endorf
Tel +49 (0)8053 49043
Tel +49 (0)8053 49053
e-mail: info@hora2000.de
http://www.hora2000.de

DC Sprint Men 10km
22.12.2012

Ruhpolding
Page: 12

F	1S	2S	3S	4S	5S	SchZt	Rng	LaufZt	Rng	Totalzeit	Rng	Schußbild	R	M	St
165 JANKE Maximilian															
0	14.9	3.7	3.6	2.9	3.4	00:31.9	21	10:08:08.7	127	10:08:40.6	111	①②③④⑤	1	L	7
0	14.6	2.9	3.3	3.3	3.4	00:29.3	26	00:08:41.5	92	00:09:10.8	85	①②③④⑤	2	S	14
0						01:01.2	21	10:16:50.2	106	10:17:51.4	81	(+22s/Fehl)			
166 BARTSCHER Steffen															
0	19.5	6.8	4.5	3.9	4.4	00:42.9	115	10:08:00.3	109	10:08:43.2	117	①②③④⑤	1	L	8
2	15.2	5.4	3.5	3.3	2.9	00:33.3	54	00:08:17.1	66	00:08:50.4	59	①②③●●	2	S	19
2						01:16.2	87	10:16:17.4	84	10:18:17.6	96	(+22s/Fehl)			
167 HOMBERG Niklas															
0	15.1	4.9	3.9	3.9	4.2	00:36.1	58	10:08:18.0	138	10:08:54.1	128	①②③④⑤	1	L	3
1	18.6	4.9	2.8	2.6	2.2	00:33.6	58	00:08:49.7	99	00:09:23.3	96	③●④⑤	2	S	15
1						01:09.6	59	10:17:07.7	116	10:18:39.3	108	(+22s/Fehl)			
168 HOCHREITER Christian															
1	19.7	4.0	4.1	4.3	4.1	00:39.3	87	10:08:32.9	156	10:09:12.3	156	①●③④⑤	1	L	4
2	17.5	3.4	6.8	3.1	2.9	00:36.4	88	00:09:40.8	148	00:10:17.2	145	③④⑤●●	2	S	20
3						01:15.7	84	10:18:13.8	154	10:20:13.5	156	(+22s/Fehl)			
170 FRATZSCHER Lucas															
1	18.8	2.6	5.6	2.7	8.6	00:41.4	102	10:08:19.5	139	10:09:00.9	139	①②③④●	1	L	7
2	16.9	4.1	3.7	3.3	3.6	00:34.1	66	00:09:10.0	119	00:09:44.1	117	●●③④⑤	2	S	21
3						01:15.6	83	10:17:29.6	132	10:19:29.1	138	(+22s/Fehl)			
171 REITER Dominic															
0	21.8	3.5	3.7	3.7	3.6	00:39.7	91	10:08:27.1	151	10:09:06.8	148	①②③④⑤	1	L	3
0	20.3	3.4	3.0	2.9	2.9	00:34.7	71	00:09:00.8	110	00:09:35.5	109	③④⑤⑥⑦	2	S	15
0						01:14.3	75	10:17:27.9	130	10:18:42.3	111	(+22s/Fehl)			
172 REICHERT Paul															
0	18.4	4.6	3.1	3.3	3.3	00:36.3	64	10:08:25.7	147	10:09:01.9	140	①②③④⑤	1	L	9
1	15.7	3.6	3.7	3.3	3.5	00:33.3	55	00:08:44.1	93	00:09:17.5	91	③④⑤●⑦	2	S	18
1						01:09.6	58	10:17:09.8	119	10:18:41.4	109	(+22s/Fehl)			
173 GROß Marco															
1	21.9	3.4	3.1	3.8	3.9	00:39.9	93	10:08:31.1	153	10:09:10.9	153	③●④⑤⑦	1	L	3
1	12.9	3.0	3.0	3.1	3.5	00:28.0	16	00:09:21.0	126	00:09:49.0	121	③④●⑤⑦	2	S	13
2						01:07.9	46	10:17:52.2	145	10:19:22.0	132	(+22s/Fehl)			
174 BICHLER Andreas															
1	13.4	4.0	2.4	2.5	2.7	00:28.5	7	10:08:39.5	162	10:09:08.1	150	①②③④●	1	L	4
0	12.3	4.1	3.1	3.4	2.7	00:28.8	22	00:09:30.2	136	00:09:58.9	129	③④⑤⑦⑧	2	S	16
1						00:57.4	12	10:18:09.7	153	10:19:07.0	128	(+22s/Fehl)			
175 KNÖLLER Leonhard															
2	21.8	4.9	4.2	3.6	3.7	00:43.7	122	10:08:20.1	141	10:09:03.8	145	●②④⑤	1	L	7
1	17.6	3.8	3.5	3.0	3.5	00:35.1	76	00:09:46.8	151	00:10:21.9	148	③●④⑤⑦	2	S	19
3						01:18.8	93	10:18:06.9	152	10:19:47.7	146	(+22s/Fehl)			
176 BICHLER Maximilian															
1	25.9	2.7	2.6	2.4	2.6	00:40.4	99	10:09:02.5	169	10:09:42.9	169	①②③●⑤	1	L	4
0	21.2	2.5	1.8	2.1	2.3	00:34.1	66	00:09:49.4	153	00:10:23.6	150	①②③④⑤	2	S	15
1						01:14.5	77	10:18:51.9	163	10:20:06.4	154	(+22s/Fehl)			
177 KÖPPERT Andre															
1	28.5	4.3	4.1	3.6	3.6	00:48.1	138	10:09:01.4	167	10:09:49.5	171	③④⑤⑦●	1	L	11
1	18.8	3.6	4.1	3.5	3.2	00:36.2	85	00:09:40.6	146	00:10:16.8	144	●④⑤⑦⑧	2	S	20
2						01:24.3	111	10:18:42.0	159	10:20:28.3	160	(+22s/Fehl)			
178 EISENHUT Sebastian															
0	22.1	2.1	1.9	1.9	1.9	00:32.3	23	10:08:13.3	132	10:08:45.6	121	①②③④⑤	1	L	6
1	18.7	1.9	2.1	2.1	2.1	00:29.7	28	00:09:15.2	124	00:09:44.9	118	●④⑤⑦⑧	2	S	13
1						01:02.0	23	10:17:28.5	131	10:18:52.5	118	(+22s/Fehl)			
180 GEORGI Christian															
1	20.3	4.1	3.2	3.2	2.9	00:37.1	69	10:08:11.3	130	10:08:48.3	125	①②●④⑤	1	L	7
1	17.6	3.5	3.6	2.3	3.5	00:34.0	63	00:08:59.2	108	00:09:33.2	103	●④⑤⑦⑧	2	S	18
2						01:11.1	61	10:17:10.5	120	10:18:43.6	113	(+22s/Fehl)			



Competition
Shooting Results
Software by
TAURUS-SOFT Systemtechnik
D 83620 Feldkirchen

HoRa Systemtechnik GmbH
Chiemseestraße 26 D 83093 Bad Endorf
Tel +49 (0)8053 49043
Tel +49 (0)8053 49053
e-mail: info@hora2000.de
http://www.hora2000.de

DC Sprint Men 10km
22.12.2012

Ruhpolding
Page: 13

F	1S	2S	3S	4S	5S	SchZt	Rng	LaufZt	Rng	Totalzeit	Rng	Schussbild	R	M	St
181 WOLF Alexander															
1	15.8	1.6	1.7	1.6	1.9	00:26.5	4	10:08:02.6	113	10:08:29.1	97	①②●③④	1	L	8
1	12.4	1.9	2.1	1.9	2.3	00:24.3	6	00:08:54.6	101	00:09:18.9	92	①②③④●	2	S	16
2						00:50.8	1	10:16:57.2	110	10:18:10.0	93	(+22s/Fehl)			
182 FISCHER Ludwig															
0	15.1	2.8	2.6	2.6	3.1	00:31.0	17	10:08:43.4	164	10:09:14.4	159	①②③④⑤	1	L	7
1	14.6	3.5	3.4	3.7	3.9	00:32.1	44	00:08:49.3	98	00:09:21.4	94	●①②③④	2	S	22
1						01:03.1	26	10:17:32.7	134	10:18:57.8	123	(+22s/Fehl)			
183 MARSCHALL Philipp															
1	8.9	4.5	3.9	3.2	3.2	00:28.9	8	10:08:06.0	119	10:08:34.9	101	⑤④③②●	1	L	8
2	18.6	6.9	2.0	3.7	3.8	00:39.3	111	00:08:37.3	89	00:09:16.6	89	③④⑤●●	2	S	16
3						01:08.1	48	10:16:43.3	101	10:18:35.5	105	(+22s/Fehl)			
184 KIEFER Alexander															
0	12.9	2.5	2.5	2.6	2.6	00:27.2	5	10:08:07.9	126	10:08:35.1	102	①②③④⑤	1	L	9
1	13.3	3.1	4.5	2.4	2.7	00:29.3	25	00:08:32.5	83	00:09:01.8	73	①●②③④	2	S	19
1						00:56.5	9	10:16:40.4	98	10:17:58.9	85	(+22s/Fehl)			
185 SCHANDL Hannes															
1	18.2	2.9	3.5	2.5	2.4	00:32.7	30	10:07:59.6	107	10:08:32.2	100	①②③●④	1	L	4
0	15.3	2.5	2.8	2.5	2.6	00:28.7	21	00:08:44.9	95	00:09:13.6	86	③④⑤⑥⑦	2	S	17
1						01:01.3	22	10:16:44.4	102	10:17:45.8	73	(+22s/Fehl)			
186 BISCHL Matthias															
1	17.9	3.3	2.2	2.5	2.5	00:32.3	24	10:07:45.2	94	10:08:17.5	85	①●③④⑤	1	L	7
1	13.8	2.3	2.8	2.1	1.9	00:25.9	10	00:08:44.3	94	00:09:10.3	84	①●③④⑤	2	S	18
2						00:58.3	13	10:16:29.5	89	10:17:49.8	78	(+22s/Fehl)			
187 KÖNIG Benjamin															
2	16.7	3.2	3.3	2.8	3.5	00:33.3	33	10:08:13.3	133	10:08:46.6	123	③④●●①	1	L	8
0	11.9	2.5	2.6	2.1	2.2	00:23.5	2	00:09:36.9	142	00:10:00.5	132	③④⑤⑥⑦	2	S	15
2						00:56.8	10	10:17:50.3	143	10:18:47.1	114	(+22s/Fehl)			
188 BEKLAER Fabian															
2	17.7	3.5	2.7	2.2	2.1	00:31.4	19	10:07:56.7	104	10:08:28.1	96	●②③●④	1	L	4
0	13.5	2.5	1.8	2.0	1.6	00:23.6	4	00:09:20.3	125	00:09:43.9	116	③④⑤⑥⑦	2	S	13
2						00:55.0	4	10:17:16.9	123	10:18:12.0	95	(+22s/Fehl)			
189 HOFFMANN Peter															
1	13.6	3.8	3.1	3.5	3.3	00:30.9	16	10:08:15.6	136	10:08:46.5	122	①②●③④	1	L	9
1	14.3	2.5	2.6	2.1	2.0	00:26.3	12	00:09:08.6	117	00:09:34.9	108	①②●③④	2	S	16
2						00:57.3	11	10:17:24.2	126	10:18:43.4	112	(+22s/Fehl)			

Abgegebene Schüsse: 1750, davon Fehler: 436 = 24,91%
Schüsse stehend: 885, davon Fehler: 231 = 26,10%
Schüsse liegend: 865, davon Fehler: 205 = 23,70%